

The Little Bomb

Bill Siefkin WB6KEH
410 Audrain Drive
Glendale, Calif. 91202

"A 1000 watt, 5 band linear amplifier weighing 7 pounds?"

Well, it *is* possible, it has finally been done, it goes *mobile*, and best of all, it costs only \$99.95.

It's the new Heathkit HA-14 "KW Kompact" linear amplifier. And "kompact" it is—12 inches wide, 10 inches deep, 3 inches thick, and weighing only 7 pounds!

Basically, Heath took their SB-200 (champion of the low cost kilowatts), removed the power supply, reduced the metering functions to two, and then shrunk the whole thing into a tiny cabinet.

The power supply comes extra. You can get either the HP-24 for 120/240 volt ac operation at \$49.95, or (here you go mobile fans) the HP-14 for 12 volt, negative ground d.c. operation at \$89.95. Both supply all voltages for a full, rounded 1000 watts PEP on sideband, and, since they are separate, they can be conveniently located remotely.

The HA-14 uses either a pair of T160L's or 572-B's in a parallel, grounded grid, class B configuration. It makes no difference which tube number you get, because both will perform equally well. Driving power needed for full rated output is 100 watts.

There is no blower. Ventilation of the two graphite anode power tubes is accomplished by natural convection currents flowing through the completely perforated steel cabinet. My experience so far has indicated that a blower is not necessary.

The KW Kompact features a built-in relative power/SWR meter. It measures relative power and SWR of the exciter plus the linear, or simply the exciter alone. The meter aids greatly in adjusting those sometimes balky mobile antennas. The built-in antenna change-over relay is in a neat little exciter controlled circuit that makes it easy to switch from high

Continued on page 9

to low power in an instant. (and vice-versa)

Construction of the HA-14 couldn't have been simpler. All of the parts are top quality, made in U.S.A. types. Assembly time from parts to power was just 8 hours.

The instructions were great. Details are given on how to hook the linear up to nearly any exciter. The manual even gives modification procedures to provide an ALC input for the Heathkit Model HW-12, 22, and 32 single-banders.

After you have finished soldering, there is one resistance check to make on the filament line. Then you're ready for the preliminary smoke test. This consists of several bias and filament voltage measurements. The high voltage is left disconnected, and no measurements are made on it.

The KW Kompact is very easy to operate. There are 5 controls in addition to the meter on the front panel—tune, band select, meter sensitivity, meter function, and on-off. With the linear turned off and switched to the band being used, you tune your exciter for 100 watts output. Then switch the linear "on" and rotate the "tune" control for maximum output as shown on the meter. Heath recommends that you work into an SWR of 2:1 or less. I have found that you start having difficulty in loading if you try to use an antenna with an SWR of 2:1 or over.

The HA-14 needed little adjustment when moving from the high to the low portion of the band.

With my little HW-32 and the KW Kompact, I acquired new "prestige" on the airwaves. I can now talk to VK's and ZL's with 5-8 signals with just a trap vertical.

With only four connections to make, it is easy to transfer the HA-14 from the shack to the car. It's hard to explain the feeling you get when you have 1000 watts in your mobile. That extra power sure helps cut through the QRM. And does it ever surprise a lot of hams when they see their S-meter peaking a-way up there—from a mobile!!


I used the Webster Top Sider antenna and their gallon coils with very good results. It's a good idea to keep people away from your mobile antenna while transmitting with the HA-14. Someone could get quite a surprise if they get hooked up with it as you call CQ-DX.

I put a sign on the back bumper reading "CAUTION—1000 watts." You'd be surprised how it kept people from following me too closely on the freeway!!

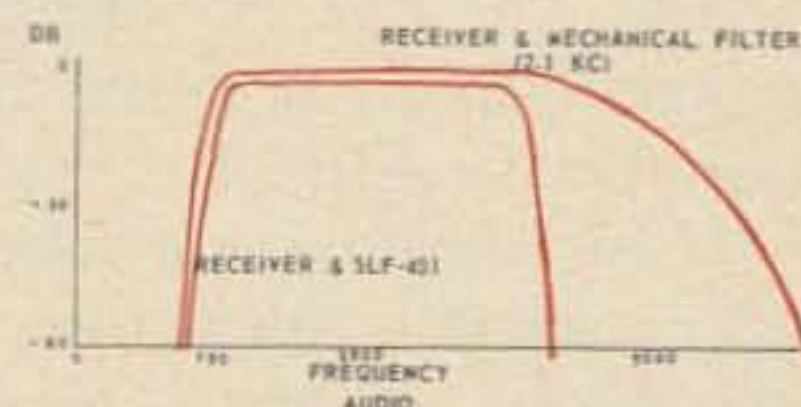
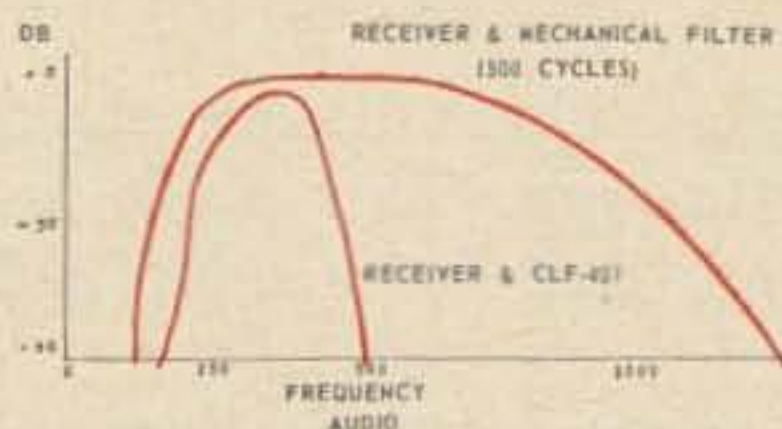
Heathkit's HA-14 KW Kompact is a real jewel—and, strictly state of the art.

... WB6KEH

A NEW SOLUTION TO QRM!



* THIS REPRESENTS SELECTRONIX PHOTOGRAPHY.



THIS REPRESENTS THE PERFORMANCE OF SELECTRONIX FILTERS.

WE ADMIT that our photography will never set industrial standards, but our filters already have.

The heavily overcrowded bands with which today's amateur is confronted has brought about the development of two highly specialized audio filters by Selectronix Company. They are the CLF-401 for CW and the SLF-401 for SSB. The characteristics of these filters have set new industrial standards in several respects:

- They have cut-off skirts from six to sixty db, in less than 200 cps.
- The bandwidth of the CLF-401 is 150 cps, and 1.5 kc for the SLF-401—optimum under QRM conditions.
- They connect directly to the speaker or phone line of **any** receiver or transceiver and have an insertion loss of less than 3 db.
- Both filters may be eliminated from the circuit by means of an In-Out switch on the front panel.

Within ten days after the purchase of any Selectronix product, you may return it via parcel post and receive a full refund of the purchase price. This offer enables you to try our filters with complete confidence.

We hope you will enjoy the absolute ultimate in selectivity devices the next time QRM annoys you.

CLF-401 \$39.50

SLF-401 \$39.50

Add \$2.00 for postage and handling.

Write for more information or order direct.

SELECTRONIX COMPANY

1951 Selby Avenue, Los Angeles, California